

Bear cub... in accordion ! (5-8 years old)



***These bear cubs with an accordion body
will decorate or carry a sweet message . . .***




You need :

- *White and thick drawing paper to print (120g)*
- *glue, scissors, ruler*
- *pencils*

*Click on the previous page to print
the drawing.*



!!! Use thick paper !!!





Cut out the 3 pieces . . .

***!!! Keep the black edge
around the head !!!***









*Cut 2 strips of white paper
3cm wide and the length of
the paper . . .*




*Take the 2 strips and put one
on top of the other as shown in
the picture . . .*



*then make an accordion by
folding them, one over the
other.*




*Look at the pictures and do
the same thing . . .*



*Glue a piece of the bear's
body at each end of the
accordion . . .*



*Glue the head on the side
without the pre-printed tail !*



Write a sweet message on the cardboard

and put it in the accordion !